



AHMED ZAKER & Co.
CHARTERED ACCOUNTANTS

Private & Confidential

Auditor's Report
&
Consolidated Financial Statements
Of

YOUNG POWER IN SOCIAL ACTION (YPSA)
FOR THE YEAR ENDED 30TH JUNE, 2019

Auditor:

Ahmed Zaker & Co;

Chartered Accountants

(A Member Firm of GGi)

74, Sk. Mujib Road (3rd Floor), Agrabad C/A, Chattogram-4000, Bangladesh.

Telephone: +880-31-2516041

Cell: 01819385193 .

E-mail: arupschy@yahoo.com

Website: www.Ahmed_zaker.com





YOUNG POWER IN SOCIAL ACTION (YPSA)
CONSOLIDATED STATEMENT OF FINANCIAL POSITION
AS AT 30TH JUNE, 2019

Particulars	Notes	Amount In BDT	
		30-Jun-19	30-Jun-18
ASSETS:			
Non Current Assets:			
Property, Plant and Equipment	5.00	46,818,915	43,254,160
Investment	6.00	128,999,281	114,487,367
		175,818,196	157,741,527
Current assets:			
Advances, Deposits and Prepayments	7.00	65,867,421	47,335,598
Loan to Beneficiaries (EDP)	8.00	1,165,494,775	900,646,448
Grant Receivables	9.00	7,458,883	9,817,992
Cash and Cash Equivalents	10.00	99,130,536	117,413,983
		1,337,951,615	1,075,214,021
Total Assets		1,513,769,811	1,232,955,548
FUND AND LIABILITIES:			
FUND:			
Fund & Grants	11.00	261,180,661	228,104,595
		261,180,661	228,104,595
LIABILITIES:			
Loan Account	12.00	680,778,341	586,001,680
Liabilities for Expenses	13.00	18,715,554	29,267,446
Members Saving (EDP and S&I)	14.00	421,492,367	309,154,434
Reserve Fund	15.00	75,190,389	58,276,156
Provision for Bad Loan	16.00	35,460,036	21,528,365
Liabilities for Grants	17.00	20,952,462	622,873
		1,252,589,150	1,004,850,954
Total Fund and Liabilities:		1,513,769,811	1,232,955,548

The annexed notes 1 to 19 form an integral part of these financial statements.

President
YPSA

Chief Executive
YPSA

Treasurer
YPSA

Director - Finance
YPSA

Auditor



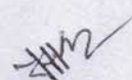


Signed as per audit report.

Location: Chattogram
Dated: 24th December, 2019

YOUNG POWER IN SOCIAL ACTION (YPSA)
CONSOLIDATED STATEMENT OF INCOME AND EXPENDITURE
FOR THE YEAR ENDED 30TH JUNE, 2019

Particulars	Notes	Amount In BDT	
		30-Jun-19	30-Jun-18
INCOME :			
Grants	18.00	573,301,396	410,623,153
Local Contribution and Income	19.00	63,521,305	47,348,007
Bank Interest	-	10,691,758	6,632,620
Sale of Office Documents and Other Services	-	5,438,869	10,775,938
Service Charge Collection of EDP	-	240,581,727	176,609,014
Total Income		893,535,055	651,988,733
EXPENDITURE :			
Administrative Expenses	-	52,824,411	48,635,171
Travel and Perdiem	-	18,236,079	13,022,796
Salary and Benefits	-	321,968,884	207,563,207
Human Resource and Development	-	7,285,467	2,865,903
Program Cost	-	407,506,909	288,499,412
Service Charge	-	33,483,232	21,107,019
Loan loss Provision (LLP)	16.00	13,931,671	10,168,347
Loss on sale of share securities	-	-	17,000
Audit fee	-	60,000	45,000
Depreciation	-	5,162,335	4,702,384
Total Expenditure		860,458,988	596,626,239
Net Surplus During the Year		33,076,067	55,362,494
Total		893,535,055	651,988,733

The annexed notes 1 to 19 form an integral part of these financial statements.

 <hr/> President YPSA	 <hr/> Chief Executive YPSA	 <hr/> Treasurer YPSA	 <hr/> Director - Finance YPSA
			 <hr/> Auditor

Signed as per audit report.


Location: Chattogram
 Dated: 24th December, 2019




YOUNG POWER IN SOCIAL ACTION (YPSA)
CONSOLIDATED STATEMENT OF RECEIPTS AND PAYMENTS
FOR THE YEAR ENDED 30TH JUNE, 2019

Particulars	Amount In BDT	
	30-Jun-19	30-Jun-18
Opening balance:		
Cash in Hand	284,007	1,169,573
Cash at Bank	117,090,406	60,356,548
	117,374,413	61,526,121
Receipts:		
Grants & Donation	613,035,859	408,848,664
Local contribution	37,575,793	33,204,635
Overhead cost & Program cost	13,195,027	9,156,621
Service Charge (EDP)	240,581,727	176,940,596
Sale of Office Documents and Other Services	19,361,392	13,788,111
Fees and Charges	2,652,930	1,247,681
Bank Interest	10,418,294	4,671,350
Loan Received	507,052,109	416,453,368
Reserve Fund	32,528,103	21,757,325
Members Saving (EDP and S&I)	287,122,147	206,156,182
Loan payment from Beneficiaries (EDP)	1,740,411,673	1,279,306,962
Advances , Deposits & Prepayments	133,964,170	51,569,347
Grant received for transfer to project accounts	496,473,327	265,818,282
Investment Encashment	84,638,205	19,262,190
Fund Transfer from closed project	9,503	-
Total Receipt	4,219,020,259	2,908,181,314
Total	4,336,394,672	2,969,707,435
Payments:		
Administrative Expenses	51,409,715	44,318,414
Travel and Peridium	16,263,076	15,026,350
Salary and Benefits	299,769,332	174,902,265
Human Resource and Development	5,868,496	4,022,976
Program Cost	311,590,217	189,230,026
Additon of Fixed Assets	9,308,654	6,299,485
VAT and Tax Payment	1,063,754	-
Loan to Beneficiaries (EDP)	2,046,035,000	1,512,338,000
Investment	108,309,111	47,106,997
Advances , Deposits & Prepayments	188,108,916	82,397,611
Reserve Fund	13,315,958	14,080,113
Savings & Accrued interest	190,622,339	136,885,034
Loan refund to borrowers	416,041,912	269,137,615
Accounts payable	67,661,772	65,286,444
Service Charge	33,483,232	21,130,497
Grants Tranfer to project	476,143,738	268,182,375
Unspent fund refund to Donor	2,323,788	1,988,823
Total Payments	4,237,319,008	2,852,333,022
Closing balance:		
Cash in Hand	885,650	284,007
Cash at Bank	98,190,014	117,090,406
	99,075,664	117,374,413
Total	4,336,394,672	2,969,707,435


The annexed notes 1 to 19 form an integral part of these financial statements.



President
YPSA



Chief Executive
YPSA



Treasurer
YPSA



Director Finance
YPSA

